

Exploring Perspectives on Canadian Food

What is Canada's identity as related to food? What defines food in Canada? Explore these questions by conducting a survey and reflecting on the responses that you gather. Use additional pages as needed.

Survey Questions: What is Canada's food identity? What defines food in Canada?

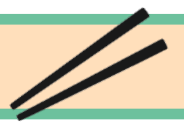
Name	Where does this person live?	Response (in 10 words or less)

What are the similarities in the responses you recorded above?


What do YOU think defines food in Canada?



What Stories Live in the Food we Love to Eat at Home?



Picture of my Food Dish



One special memory I have of this food dish...

Feelings, tastes and smells that come to mind when I think of this food dish...

Significance of this food dish...

How and why this food dish was created...

How this food dish has changed...


Reflecting on Richmond's Food Identity

Often, we can get a sense of the culture of a community by looking deeply at its food identity. Explore the family recipes we all shared on our *Padlet* and consider what they reveal about the community of Richmond's food identity.

How do our learning community's shared recipes (refer to the *Padlet*) **connect** to Richmond's food identity?


How do our learning community's shared recipes (refer to the *Padlet*) **contribute** to Richmond's food identity?

Evidence: Take a screenshot of images on websites/social media posts/magazine/other media, or include photographs, pictures, or drawings of evidence of Richmond's food identity, and post them in the picture frames. Explain why you selected each, in the green boxes. Include up to four selections.




1.

Green rounded rectangular box for explanation of selection 1.




2.

Green rounded rectangular box for explanation of selection 2.



3.

Green rounded rectangular box for explanation of selection 3.



4.

Green rounded rectangular box for explanation of selection 4.

Story Map Suggestions

Generating Ideas

- Start by thinking about a life event that might happen again and again. For example, it could be a tradition like Christmas Eve family dinner.
- Focus on that event, and the memories that come to mind.
- Think about one of those times that stands out because of something that happened, something that someone said, or something that you felt.
- Write the story of that one time bit by bit.

Setting

- Imagine where the story will take place.
- What do you see in that place?
- What do you hear in that place?
- What do you smell in that place?
- What feelings does this place bring up for you?
- What might be happening in the surround area (city, province, country) at this time? Why might that be important to consider?

Theme

- What is the main message of the story you are hoping to convey?
- How will you share it: through a character's voice, or through the narrator?
- What concepts will you focus your writing on?
- What might a theme statement be for your story?

Main Character

- You might base your character on someone you know, a combination of people you know, or someone in your world whom you observe.
- What kind of struggles, issues, and wants would this character have? Why?
- List some physical and personality traits this character would have.
- Who else is in this character's life that might have a role in your story? How does this person impact the character?

Conflict

- What is one central problem the character is facing and trying to solve?
- Who or what is involved?
- Will the conflict be:
 - Person vs. Person
 - Person vs. Self
 - Person vs. Society
 - Person vs. Technology
 - Person vs. Environment/Nature
- How will you introduce the problem?
- How will the conflict be solved?

Point of View

- What point of view will you write the story in? Why?
 - First person
 - Third person

What role will food play in the story?

- What relationship does the character have with food?
- What purpose will food have in the story?
- How will food help bring the theme alive?

Story Map

Generating Ideas

Setting

Theme

Main Character

Conflict

Point of View

**What role will food
play in the story?**

Notes for Learning Partners



As it takes much patience, time, commitment, and passion to e a thoughtful composition, you might only choose three, or four, things to focus on for revision with the author. Offer encouragement. Try asking questions, where possible, to provide opportunity for the author to make revisions and edits on their own.

Possible sentence starters:

- I like the part where...
- I would like to know more about...
- You used some powerful words, like...
- I like the way you explained...
- Your writing made me feel...
- I liked the way you developed...in your writing, because...

Questions or Polishing Prompts:

- I got confused in the part about...
- You might leave this part out because...
- How might you change the order of the parts of this event?
- Could you add ... because...
- What sentences can you combine to bring some ideas together?

Offer specific feedback that provides direction for edits and revisions.